




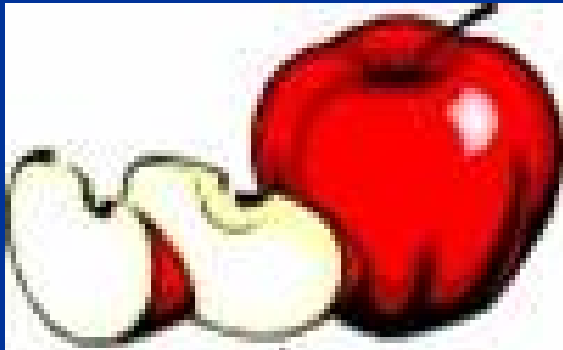
Fruit Diseases in the Home Garden



Patricia McManus



Department of Plant Pathology
University of Wisconsin-Madison



February 2005

Fruits commonly grown in the home garden in Wisconsin

Apple **n**

Stone Fruits **n**

Strawberry **n**

Raspberry **n**

Grape **n**

Apple Diseases

Scab **n**

Rust **n**

Powdery mildew **n**

Fire blight **n**

Phytophthora root and crown rot **n**

Canker diseases **n**

Apple Disease Management: General Recommendations

Plant scab-resistant varieties; some of these are **n**
also resistant to other diseases.

Plant in a well-drained site, preferably with light, **n**
sandy soil.

Prune out diseased branches at least once per **n**
year; late winter is a good time to prune.

Do not over fertilize with nitrogen. **n**

Diseases of Apple: Scab

Cause: a fungus, *Venturia inaequalis*. n

By far the most common disease of apple and crabapple. n

Favored by wet weather, especially during early to middle spring. n

Can cause early defoliation which weakens tree, makes it less winter-hardy. n

Apple Scab: Symptoms

At first, spots are velvety and olive green with indefinite margins.



Can occur on upper or lower leaf surface.



Apple Scab: Symptoms

Later, spots turn brown to black; margins become more definite.



Leaves turn yellow or brown; trees can defoliate prematurely.

Apple Scab: Symptoms

At first, spots on fruit similar to spots on leaves.



Later, spots turn corky and brown. Spots are superficial, but can cause fruit cracking.

Apple Scab: Management

Plant scab-resistant varieties. n

Remove fallen leaves in the fall and early spring n
before any new growth.

Spray fungicides on susceptible varieties: n

start when leaves show 1/2 inch new growth. n

most garden store fungicides are protectants and n
must be applied before infection.

if spring weather is wet, reapply fungicide every 10- n
14 days.

Scab Fungicides

Protectant **n**

captan **n**

ferbam **n**

mancozeb, maneb **n**

copper (e.g., **n**
Bordeaux)

sulfur **n**

Systemic **n**

triforine **n**

myclobutanil **n**

fenarimol **n**

thiophanate-methyl **n**

benomyl **n**

dodine **n**

Always check the product label for permitted uses!

Diseases of Apple: Rust

Cause: fungi, *Gymnosporangium* species. n

Cedar-apple rust, hawthorn rust, and quince rust n
are similar but caused by different fungi.

Various types of junipers (“cedars”) as alternate n
host.

Favored by wet weather, especially around the n
time of bloom

Rust Symptoms on Apple or Hawthorn

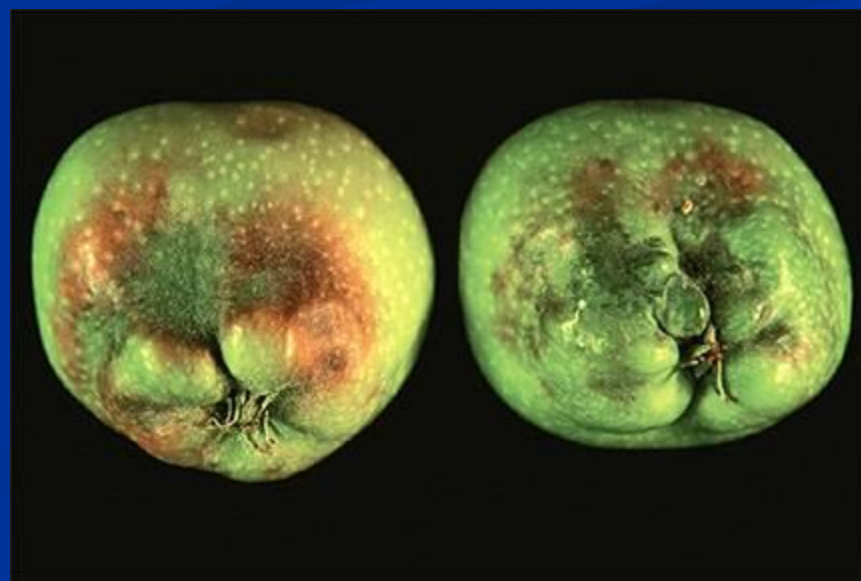
In the spring, spots on upper leaf surface are roughly circular and pale yellow; by mid-summer, spots are orange, sometimes with dark centers.



By late summer, grayish tubes protrude from lower leaf surface.

Rust Symptoms on Apple or Hawthorn


Fruit spots similar to leaf spots; usually near bottom of fruit.



Rust Symptoms on Juniper



Brown to reddish leaf galls (up to 2 inches in diameter) which exude gelatinous, orange tendrils in the spring.



Rust Symptoms on Juniper



Quince rust forms elongated masses of short, knobby spore masses.

Spores produced from same lesion year after year.

Rust: Management

Plant resistant varieties. n

Break the disease cycle by removing junipers that are an alternate host (not always practical!) n

Apply fungicides, especially during bloom. n

Captan and sulfur do not control rust; ferbam n
and mancozeb are better choices.

Juniper (“cedar”) Hosts

Cedar apple rust **n**

eastern red cedar, southern red cedar, Rocky Mt. Juniper, **n**
some varieties of prostrate junipers and Chinese juniper

Hawthorn rust **n**

eastern red cedar, southern red cedar, Rocky Mt. Juniper, **n**
common juniper and some varieties of prostrate junipers

Quince rust **n**

eastern red cedar, Rocky Mt. Juniper, common juniper, **n**
prostrate juniper, savin juniper

Diseases of Apple: Powdery Mildew

Cause: a fungus, *Podosphaera leucotricha*. n

Usually severe only on highly susceptible varieties n
(Jonathan, Rome Beauty, Cortland, Ida Red,
Stayman, Baldwin).

Spores do not need free water to germinate; need n
only high humidity at 60-80°F.

Overwinters in buds; mildew infected buds more n
susceptible to winter kill.

Powdery Mildew: Symptoms



Leaves covered with white, powdery fungal growth.



Later, leaves curl inward, turn brown, and die.

Powdery Mildew: Management

Avoid highly susceptible varieties. n

If fungicides are used, start when flower bud n
clusters are still tightly closed; continue until
terminal growth stops.

Sulfur is excellent against mildew. n

Apple Diseases: Fire Blight

Cause: a bacterium, *Erwinia amylovora*. n

Pathogen can become systemic in plant, n
affecting all parts.

Flower symptoms favored by warm, wet n
weather during bloom.

Young, succulent shoot tips especially n
susceptible.

Shoot symptoms often appear about 1 to 2 n
weeks after a wind/rain storm.

Fire Blight: Symptoms

In winter, bark is darker than normal. Cankers sunken and cracked.



Ooze is sometimes visible in spring.

Fire Blight: Symptoms

Flowers appear water-soaked, limp, and dark green to brown.



After bloom, clusters remain attached and turn hard and brown to black.



Fire Blight: Symptoms

In early summer, shoot tips wilt, sometimes exude ooze.



Later, shoots turn brown to black and bend back to form a "shepherd's crook."

Fire Blight: Symptoms



Fruit are usually brown and soft; sometimes covered with sticky ooze.



Fire Blight: Management

Plant resistant varieties/rootstocks. n

Prune out affected shoots: n

during summer, make cuts at least 12 inches below n
visible symptoms; disinfect tools in solution of 1 part
bleach + 9 parts water.

during winter, make cuts at least 6 inches below n
visible symptoms; don't need to disinfect tools.

Do not fertilize with nitrogen after July 1. n

Apple Diseases:

Phytophthora Root and Crown Rot

Cause: various species of the water mold, *Phytophthora*.

Crown is the base of the trunk, just above where roots emerge.

Only a problem if soil drainage is poor or crowns remain wet for prolonged periods.

Phytophthora Root and Crown Rot: Symptoms



Bark and wood at crown is orange to brown and water-soaked; margin between diseased and healthy tissue is usually distinct.

Leaves are small, yellowish, and sparse; fruit are small; often turn red prematurely.



Phytophthora Root and Crown Rot: Management

Plant in well-drained sites. n

Avoid heavy soils high in clay content. n

Do not let water pool at crown. n

To enhance drying at crown: n

control weeds and grass. n

do not use air-tight trunk guards. n

Apple Diseases: Canker Diseases

Cause: various fungi, including *Botryosphaeria* and *Leucostoma* species. n

Weak trees and trees under drought stress are more susceptible. n

Fungi often enter through pruning wounds. n

Apple canker pathogens are common on other woody plants. n

Canker Diseases: Symptoms

Bark becomes dark or discolored; sometimes sunken, sometimes cracked.



Cankers can girdle and kill limbs, trunks, and entire trees.

Canker Diseases: Management

Irrigate during hot, dry periods. n

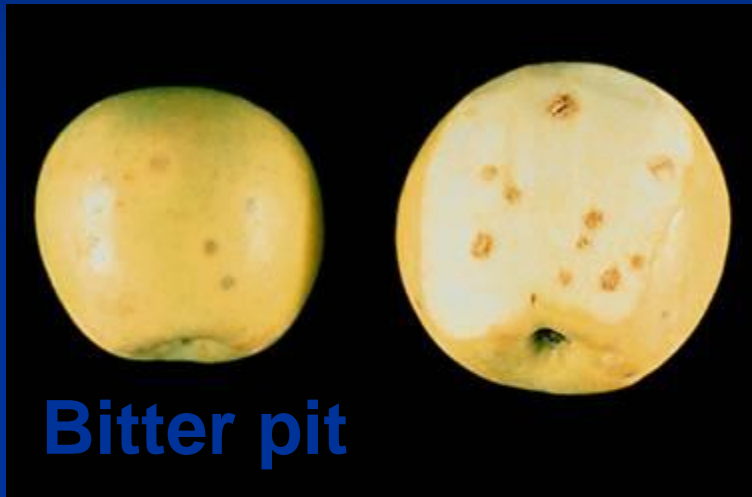
Prune out diseased limbs. n

Prune properly so that wounds heal over. n

Avoid trunk injury from mowers. n

Apply white latex paint to the southwestern side n
of trunks to reflect sunlight; this will prevent
cracking due to expansion and contraction of
bark.

Calcium Deficiency in Pome Fruit



Bitter pit



Common on large fruit on small trees, especially if tree is under drought stress. No pathogen involved.



Cork spot

Stone Fruit Diseases

Stone fruits include apricot, cherry, peach, and plum; some important diseases:

Brown Rot **n**

Cherry Leaf Spot **n**

Perennial Canker **n**

Black Knot **n**

Virus Diseases **n**

Stone Fruit Diseases: General Comments

Wisconsin is at the northern limit for many stone fruit trees; disease makes them even more susceptible to winter injury. n

Cultural practices, including good soil drainage, irrigation, and pruning will improve tree health. n

Disease symptoms vary on different stone fruits. n

Stone Fruit Diseases: Brown Rot

Cause: a fungus, *Monilinia fructicola*. n

All stone fruits susceptible. n

Favored by humid weather at the time that fruit
are ripening. n

Entire crop can be lost within a few days. n

Disease can develop on harvested fruit. n

Brown Rot: Symptoms

Small, soft, brown spots expand to cover entire fruit; fungal spores appear in fluffy brown masses, especially on ripe fruit.



Tart cherry



Plum

Brown Rot: Symptoms



Diseased fruit shrivel and harden to form mummies in which the fungus overwinters.

Brown Rot: Management

Remove mummies after harvest and in the spring before budbreak. n

Fungicides (captan, triforine, myclobutanil) should be applied during bloom and again as fruit are ripening if rainy weather prevails. n

Refrigerate fruit after harvest. n

Stone Fruit Diseases: Cherry Leaf Spot

Cause: a fungus, *Blumeriella jaapii*. n

Affects sweet and sour cherry and plum. n

Favored by rainy weather starting at late bloom. n

Severe disease results in premature defoliation n
which makes trees less winter hardy.

Cherry Leaf Spot: Symptoms

Upper surface



Lower surface



Reddish spots on green leaves; spots appear green, red, or brown on yellow leaves; fungal spores appear as white flecks on undersides of leaves.

Cherry Leaf Spot: Symptoms



Severe disease results in early defoliation, reduced yield, and reduced tree vigor.

Cherry Leaf Spot: Management

In the fall or in the spring before bloom, remove  fallen leaves where the fungus overwinters.

If weather is rainy at late bloom and later, apply  a fungicide (captan, copper) at 10- to 14-day intervals.

Peach Leaf Curl

Common on peach and nectarine. n

Similar disease (plum pockets) on plum. n

Can cause premature defoliation which in turn n
reduces tree vigor, winter hardiness.

Peach Leaf Curl: Symptoms



Leaves are thickened, curled, blistered, often reddish. Shoots are stunted.



Fruit are puckered, pillow-like, reddish.

Peach Leaf Curl: Management

Time to use fungicides is in fall or spring, **n**
BEFORE leaves emerge.

Effective fungicides: chlorothalonil, copper (e.g., **n**
Bordeaux), ferbam, ziram.

Where leaf curl is severe, irrigation and **n**
additional nitrogen will help maintain tree vigor.

Stone Fruit Diseases: Perennial Canker

Also called Valsa canker, Cytospora canker, n
Leucostoma canker.

Cause: a fungus, *Leucostoma cincta* or *Leucostoma* n
persoonii.

Most severe on peach but affects other stone n
fruits too.

Fungus enters through wounds. n

Can kill limbs and entire trees. n

Perennial Canker: Symptoms



Cankers form on branches, scaffold limbs, branch crotches and trunks; start out as sunken, off-color zones.



Later, bark cracks and peels; gumming may occur, but this is not diagnostic.

Perennial Canker: Management

Prune out diseased limbs; prune properly so that wounds heal over. n

Avoid trunk injury from mowers. n

Apply white latex paint to the southwestern side of trunks to reflect sunlight; this will prevent cracking due to expansion and contraction of bark. n

Delay extensive pruning until spring when warm, dry weather is forecast. n

Stone Fruit Diseases: Black Knot

Cause: a fungus, *Apiosporina morbosa*. n

Common on plum and cherry, including n
ornamental and wild trees.

Knots develop slowly, but can girdle and kill n
branches.

Black Knot: Symptoms



Spongy and corky knots form on branches and trunk.

Knots older than 1 year are black and sometimes covered by white or pink fungus.

Black Knot: Management

Remove wild plum and cherry trees that may be n
a source of inoculum.

Inspect trees several times per year for knots n
and prune them out making cuts 3 to 4 inches
below visible knots.

Fungicides applied for leaf spot or brown rot n
might help protect from black knot, but
fungicides alone are not effective.

Stone Fruit Diseases: Viruses

Several viruses infect stone fruit trees. n

Wild and ornamental stone fruit trees are a reservoir. n

Symptoms not always visible. n

Leafhoppers, aphids, pollen, and dagger nematodes spread viruses. n

Most viruses spread through budding and grafting; some are seed-borne. n

Reputable nurseries screen for viruses. n

Virus Diseases: Symptoms



Sour cherry yellows (shot hole) caused by prune dwarf virus; leads to early defoliation and reduced tree vigor.

Green mottle virus occurs on many stone fruits but symptoms only on sour cherry.



Virus Diseases: Management

Purchase certified virus-free trees from a reputable source. n

Destroy symptomatic trees and nearby wild stone fruit trees, even if they don't show symptoms. n

Control leafhoppers and aphids. n

No chemical controls for virus diseases. n

Strawberry Diseases

Gray mold **n**

Anthracnose **n**

Leaf spot, Leaf scorch, and Leaf blight **n**

Black root rot **n**

Verticillium wilt **n**

Strawberry Diseases:

General Recommendations

Pathogens and diseases build up over time; **n**
renew plantings and rotate into sites where
strawberries haven't been grown.

Purchase plants from a reputable source. **n**

Plant in well-drained, light soils. **n**

Irrigate early in the day to promote drying of **n**
foliage.

Where possible, choose varieties resistant to the **n**
major diseases.

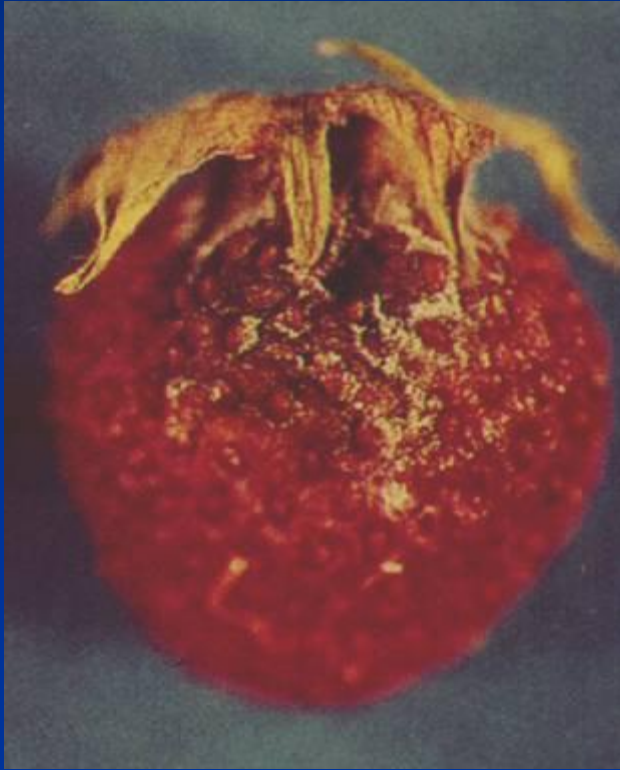
Strawberry Diseases: Gray Mold

Cause: a fungus, *Botrytis cinerea*. n

A common fruit rot in the field and after harvest. n

Favored by mild, wet weather during bloom. n

Gray Mold: Symptoms



At first, tan to brown rot, often at stem end. Fluffy, gray to white fungal growth takes over entire fruit.

Gray Mold: Management

- Promote rapid drying by:
 - maintaining narrow, widely-spaced rows running parallel to prevailing winds.
 - irrigating in the morning for less than 2 hours at a time.
 - controlling weeds.
 - avoiding excessive nitrogen fertilization which promotes dense growth.
- Apply a fungicide during bloom, and if wet weather persists, as fruit ripen.

Strawberry Diseases: Anthracnose

Cause: a fungus, *Colletotrichum acutatum* n

Favored by hot, wet weather as fruit develop and ripen. n

Can develop and spread rapidly, destroying all fruit within a few days. n

Anthracnose: Symptoms



At first, lesions are water-soaked indentations; within 2 to 3 days tan-colored rot expands to whole fruit; eventually lesions exude slimy, salmon-colored masses of spores.

Anthracnose: Management

Keep soil covered with clean straw: n
spores bounce and spread farther off water and soil n
than they do off straw.

Fungicides of little benefit. n

Almost impossible to stop an epidemic after it's n
started, especially if weather is warm and wet.

Strawberry Diseases: Leaf Spot, Leaf Scorch, and Leaf Blight

Three distinct diseases, but disease cycles and management are similar. n

Cause: fungi *Mycosphaerella fragariae*, *Diplocarpon earliana*, and *Phomopsis obscurans*. n

All favored by wet weather. n

If severe, reduce plant vigor and winter hardiness. n

Strawberry Leaf Diseases: Symptoms



Leaf scorch: reddish-purple spots



Leaf spot: red-purple spots, white centers



Leaf blight:
red-brown spots; often
V-shaped at base

Strawberry Leaf Diseases: Angular Leaf Spot



A bacterial disease; symptoms often show on only one half of a leaflet; spots are delimited by small veins.

Leaf Spot, Leaf Scorch, and Leaf Blight: Management

At harvest, mow with blade set high; rake leaves n
and remove from the area.

Irrigate early in the day to promote drying of n
foliage.

Purchase plants from a reputable source. n

Where possible, choose varieties resistant to leaf n
diseases.

Strawberry Root Diseases

Black root rot (complex of factors) and red stele n
(*Phytophthora fragariae*).

BRR and RS common in Wisconsin, especially n
where soils are heavy.

No chemical control or resistant varieties for n
BRR; resistant varieties for RS.

Black Root Rot Symptoms



Root system smaller than in healthy plant.

Main roots have dark lesions.

Small feeder roots dark and brittle or absent.

Red Stele of Strawberry



Foliage stunted.

Feeder roots lacking.

Central core (stele) of root is brick red rather than white.

Strawberry Root Diseases: Management

Provide adequate soil drainage. n

Avoid planting in heavy, compacted soil. n

Consider raised plantings in heavier soils. n

Protect plants during winter with adequate straw cover. n

Renew plants and rotate into sites where strawberries have not been grown. n

Strawberry Diseases: Verticillium Wilt

Cause: fungi, *Verticillium* species. n

Favored by alternating cool and warm days. n

Verticillium infects many fruit, vegetable, and ornamental plants and remains in the soil for many years. n

Verticillium invades water-conducting tissue. n

Diseased plants generally die. n

Verticillium Wilt: Symptoms



In new plantings, dieback appears when runners form.



In older plantings, outer leaves wilt, turn yellow to brown at margins and between veins.

Verticillium Wilt: Management

Purchase plants from a reliable source. n

Choose resistant varieties. n

Allow 3 or more years after growing tomatoes, n
peppers, eggplant, potatoes, strawberries, or
raspberries before rotating to strawberries again.

Raspberry Diseases

Anthracnose **n**

Spur Blight **n**

Verticillium Wilt **n**

Phytophthora Root Rot **n**

Virus Diseases **n**

Raspberry Diseases:

General Recommendations

Purchase certified virus-free plants from a reputable source. n

Destroy wild or abandoned bramble plants in the area. n

After harvest, remove canes that have fruited and any diseased canes. n

Improve air circulation by pruning and controlling weeds. n

Raspberry Diseases: Anthracnose

Cause: a fungus, *Elsinoe veneta*. n

Black and purple varieties more susceptible than n
red varieties.

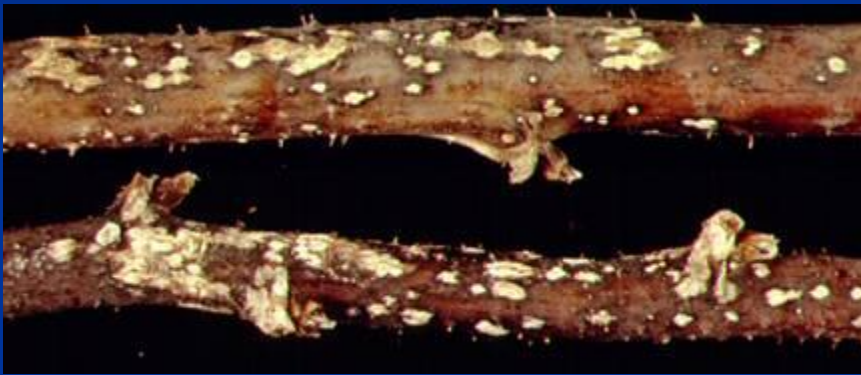
Severe disease makes canes less winter hardy. n

Anthracnose: Symptoms

Spots start out with purple borders and gray or tan centers.



Anthracnose: Symptoms



By late summer, spots are large, more tan than purple, coalesce to form "gray bark."



Raspberry Diseases:

Spur Blight

Cause: a fungus, *Didymella applanata*. n

Common on red and purple varieties but not n
black varieties.

Severe disease makes canes less winter hardy. n

Spur Blight: Symptoms



Bluish-brown or purplish-brown cankers develop at spur where a leaf is attached.



Symptoms usually on lower portion of cane; worse in dense plantings.

Anthracnose and Spur Blight: Management

After harvest, remove canes that have fruited n
and any diseased canes.

Improve air circulation by pruning and n
controlling weeds.

Delayed dormant application of lime-sulfur n
helps reduce inoculum.

Raspberry Diseases: Verticillium Wilt

Cause: fungi, *Verticillium* species. n

Favored by cool spring weather; symptoms arise during hot, dry weather. n

Usually worse in black and purple varieties than red varieties. n

Verticillium infects many fruit, vegetable, and ornamental plants and remains in the soil for many years. n

Verticillium invades water-conducting tissue. n

Verticillium Wilt: Symptoms

Lower leaves are dull rather than
bright green. n

Higher up on stem, older leaves turn
yellow, shoot tip wilts, and cane may
collapse. n

Blue streaks on the surface of n
canes; red to brown streaks in the
vascular tissue.



Verticillium Wilt: Management

- Purchase plants from a reliable source. n
- Allow 3 or more years after growing tomatoes, peppers, eggplant, potatoes, strawberries, or raspberries before rotating to raspberries again. n
- Remove symptomatic plants, including roots, as soon as they are noticed. n

Raspberry Diseases:

Phytophthora Root Rot

Cause: various species of the water mold, *Phytophthora*. n

Only a problem if soil drainage is poor or crowns remain wet for prolonged periods. n

Diseased plants are susceptible to winter injury. n

Phytophthora Root Rot: Symptoms



Plants are generally unthrifty and lack vigor; leaves are small and yellowish.



Crown/root tissue soft and reddish instead of green-white; sharp margin between healthy and diseased tissue.

Phytophthora Root Rot: Management

Plant in well-drained sites with light soil. n

If drainage is a problem, plant in raised beds. n

Fungicides only marginally effective; will not n
restore vigor to declining plants.

Raspberry Diseases: Viruses

Cause: various viruses which are carried by aphids or nematodes. n

Viruses more common in raspberry than other fruit plants. n

Wild brambles are a reservoir for viruses. n

Can significantly reduce yields. n


Symptoms can be confused with injury from herbicides or insects. n

Tomato Ringspot Virus Symptoms on Raspberry



Symptoms vary depending on variety and time of year. Can be general stunting and bronzing. Can be vein chlorosis, ringspot on leaves, and crumbly berries.

Raspberry Leaf Curl Virus Symptoms



Small leaves that are cupped downward and inward; fruit can be small, plants stunted.



Raspberry Virus Diseases: Management

Purchase certified virus-free plants from a  reputable source.

Remove diseased plants and wild brambles. 

Control aphids. 

No chemical controls for viruses. 

Grape Diseases

Black Rot [n](#)

Downy Mildew [n](#)

Powdery Mildew [n](#)

Phomopsis Cane and Leaf Spot [n](#)

Grape Diseases:

General Recommendations

Relatively few important diseases, but these can n
cause severe losses.

Vitis labrusca (American) much more disease n
resistant than *Vitis vinifera* (European).

Purchase certified virus-free plants from a n
reputable source.

Improve air circulation by pruning and n
controlling weeds.

Grape Diseases: Black Rot

Cause: a fungus, *Guignardia bidwellii*. n

Most economically important grape disease in n
the Midwest.

Can cause total crop loss if wet weather prevails. n

All succulent new growth--leaves, stems, n
tendrils, and fruit--is susceptible.

Black Rot Symptoms



Leaf spots are tan and irregular in shape, have dark borders, and develop black fungal fruiting bodies.

Black Rot Symptoms



Fruit spots are small and white with tan margins; later they expand, turn brown, and whole berries shrivel, turn hard, and become spotted with fungal fruiting bodies.



Black Rot: Management

Remove mummies (dried-up diseased fruit) in the fall or spring before budbreak. n

American grape varieties more resistant than French hybrids. n

Prune well to open canopy and improve air circulation. n

If fungicides are used, early spring applications are most important. n

Grape Diseases: Downy Mildew

Cause: a water mold, *Plasmopora viticola*. n

Favored by cool, rainy weather. n

Symptoms usually not visible until middle or late summer. n

Direct losses due to rotting of flowers and fruit. n

Early defoliation can make vines less winter hardy. n

Downy Mildew: Symptoms

Early symptoms



Late symptoms



Leaf spots are yellowish on upper surface, white and downy on lower surface.

Late-season infection results in a mosaic of yellow, red, and brown angular spots.

Downy Mildew: Symptoms



Diseased fruit are off-color, shrivel and become covered with white, downy fungal growth.

Downy Mildew: Management

American varieties more resistant than French hybrids and vinifera varieties. n

In the spring before budbreak, remove dead leaves from the previous season. n

Prune well to open canopy and improve air circulation. n

Grape Diseases: Powdery Mildew

Cause: a fungus, *Uncinula necator*. n

Favored by warm, humid weather (but not heavy rains). n

Reduces vine growth, fruit quality, and winter hardiness. n

Many plants get powdery mildew, but in general, each plant species has a unique mildew species. n

Powdery Mildew: Symptoms



Ohio State University Extension

White, dusty fungal growth appears on upper and lower leaf surfaces.

Young leaves become distorted and stunted.

Fruit skins are dry, tough and cracked.

Powdery Mildew: Management

American varieties more resistant than French hybrids. n

Prune well to improve air circulation within the canopy. n

Sulfur is an effective mildewcide, but certain varieties (e.g., Chancellor, Concord, and Foch) are sensitive to sulfur, especially at temperatures >85° F. n

Grape Diseases: Phomopsis Cane and Leaf Spot

Cause: a fungus, *Phomopsis viticola*. n

Formerly known as “dead arm.” n

Fruit usually not affected directly. n

Canes with severe lesions more prone to wind damage. n

Disease most active in the spring and fall during rainy weather. n

Phomopsis Cane and Leaf Spot: Symptoms



Canes, shoots, and petioles (especially lower portions) have brown to black blotches that coalesce; leaf symptoms include small, chlorotic spots with dark centers, leaf puckering, and necrosis along veins.

Phomopsis Cane and Leaf Spot: Management

Prune out and remove any diseased canes. n

Fungicides most effective in the spring when n
new shoots are 1 to 3 inches long; if wet weather
prevails, apply again when shoots are 4 to 6
inches long.

Further Information

Your county Extension office has several bulletins in stock and a catalog of the entire inventory. n

American Phytopathological Society (APS) Press n
produces a “Disease Compendium” for apple, stone
fruits, strawberry, raspberry, grape, and several other
crops and ornamental plants. These are approximately
\$40 each. Call 1-800-328-7560. Internet:
www.scisoc.org/apspress.

Further Information

Some good web sites: n

<http://cecommerce.uwex.edu/>
www.caf.wvu.edu/kearneysville/wvufarm1.html
www.nysaes.cornell.edu/pp/extension/tfabp/