



Mansoura University Faculty of Medicine

Log Book

Obstetrics & Gynecology Department
2016 - 2017

ختم القسم

إيصال تسليم Log Book

اسم الطالب :

الفرقة :

رقم الجلوس :

تاريخ التسليم :

توقيع المستلم :



رسالة الكلية

"تقديم مستوى عال التميز في التعليم والتدريب الطبي
وتقديم خدمات صحية متميزة للمجتمع
عن طريق المراكز الطبية المتخصصة
وكذلك الإرتقاء بالبحث العلمي"

رؤية الكلية

"أن نصنف إقليميا ونحقق التميز في التعليم الطبي
والبحوث وخدمة المجتمع"

Course Specifications
Obstetrics & Gynecology

Faculty : Medicine
Department : Obstetrics and Gynecology

Course Specifications

Programme(s) on which the course is given : MBBCH
Department offering the course : Obstetrics and Gynecology
Academic year / level : 2015/ 2016/ Sixth year
Date of specification approval : 24/8/2016

A- Basic information

Title: Obstetrics and Gynecology Code: GYN
Lecture: 110h Tutorial: 46h Practical 168h Total: 324h

B- Professional Information

1 - Overall Aims of Course

The general aim of the course is to provide students with knowledge, skills and attitudes necessary to make an essential Obstetrics and Gynecology framework of the general practitioner including awareness of the common Obstetrics and Gynecology emergencies. In addition, the students will be acquainted with the main activities of scientific research and community service provided by the department.

2 – Intended Learning Outcomes of Course (ILOs)

a- Knowledge and Understanding:

a.1.Obstetrics:

By the end of this course the student (the learner) will be able to :

- a.1.1. Define fertilization, implantation and early development of the human fetus.
- a.1.2. Enumerate the various physiologic maternal changes in response to pregnancy, nutritional requirements and different precautions in early pregnancy.
- a.1.3. Recognize the various complications in early & late pregnancy.
- a.1.4. Describe the various causes of antepartum hemorrhage, their diagnosis and management.
- a.1.5. Enlist the various medical disorders complicating pregnancy and their management.
- a.1.6. Recognize different hypertension related disorders related to pregnancy, their risk factors, prevention of complications and their management.
- a.1.7. Explain the different teratogenic subjects and their effects on the growing fetus.
- a.1.8. Identify the normal and abnormal human parturition and its management.
- a.1.9. Identify the normal and abnormal uterine actions and their effect on the process of labor.
- a.1.10. Summarize the different complications of the third stage of labor and how to manage and how to resuscitate new born and describe normal and abnormal perpuerium
- a.1.11. Identify the different types of fetal injuries that may occur during labor and describe the etiology, mechanism, types, diagnosis and treatment of common Obstetric injuries.
- a.1.12. Memorize of the different causes of maternal & neonatal mortality, especially in Egypt and how to prevent.
- a.1.13. Recall the different operative interventions in obstetrics and underline the different drugs use (analgesia and anesthesia)
- a.1.14. Describe the normal and abnormal anatomy of fetal skull and female bony pelvis

a.1.15. Recognize criteria of life threatening situations in Obstetrics.

a.2. Gynecology:

By the end of this course, the student (the learner) will be able to:

- a.2. 1. Describe normal embryology and anatomy of the genital system.
- a.2. 2. Enlist the common genital anomalies that affect the genital tract and describe a summary of their treatments.
- a.2. 3. Summarize the common diseases affecting the genital tract.
- a.2. 4. Enumerate the various causes of genital tract infection, common pathogens and common infection routes and risk factors.
- a.2. 5. Enlist of the different sexually transmitted diseases, illustrate their mode of infection, and discuss their prevention, diagnosis and management.
- a.2. 6. Discuss the normal and abnormal aspects of human sexuality and how to deal with the different sexuality disorders.
- a.2. 7. Recognize the different causes of abnormal uterine bleeding and how to diagnose and manage.
- a.2. 8. Recognize of the different causes of male and female infertility, how to diagnose and manage.
- a.2. 9. Describe the various types of tumors affecting the genital system, the etiology, pathology, diagnosis and treatment.
- a.2. 10. Explain the groups of symptoms of the genitourinary tract.
- a.2. 11. Identify the different aspects of pelvic floor function and its disorders.
- a.2. 12. Recognize the different methods and indications of contraception.
- a.2. 13. Review the mechanism and treatment of gynecologic emergencies.
- a.2. 14. Recognize the different problems of female breast and how to reach a diagnosis and management.
- a.2. 15. Discuss the reproductive medicine and women's health.
- a.2. 16. Identify the common uses of laparoscopy in Obstetrics and Gynecology; both diagnostic and therapeutic.
- a.2. 17. List the different uses of ultrasound in Obstetrics and Gynecology.
- a.2. 18. Recognize criteria of life threatening situations in Gynecology.

b- Intellectual Skills

By the end of this course, the student (the learner) will be able to:

- b.1. Relate anatomy, physiology of female reproductive system with clinical manifestation and integrate them with clinical care of gynecologic and obstetric patients
- b.2. Solve clinical problems related to the gynecologic, reproductive and obstetric medicine:
- b.3. Apply personal judgment for analytical and critical problem solving.
- b.4. Integrate the results of history, physical and laboratory test findings into a meaningful diagnostic formulation.
- b.5. Construct appropriate management strategies for patients with gynecologic reproductive and obstetric diseases, both acute and chronic, including medical, psychiatric, and surgical conditions.
- b.6. Design an initial course of management for stabilization of patients with gynecologic reproductive or obstetric emergency
- b.7. Retrieve, analyze, and evaluate relevant and current data from literature, using information technologies and library resources, in order to help solve a clinical problem based on evidence (EBM).

c-Professional and Practical Skills

By the end of this course the student (the learner) will be able to:

- c1. Take focused history in a patient complaining of an obstetric and gynecologic complaint.
- c2. Interview and examine patients in the outpatient clinic.
- c3. Perform obstetric grips examination.
- c4. Detect fetal heart sounds by Pinard's stethoscope, sonicaid and cardiotocography.
- c5. Differentiate between the normal and abnormal colposcopic findings.
- c6. Perform normal and abnormal vaginal delivery (skill Lab)
- c7. Interpret the hysterosalpingogram and semen analysis for infertile couples.
- c8. Use the equipments used in the Obstetrics and Gynecology department as Cusco's speculum, volselum, uterine sound, cytobrush.
- c9. Assess the mental state of the patient
- c10. Record patients' data appropriately.
- c11. Adopt suitable measures for infection control.
- c12. Elicit naked eye appearance of different obstetrics & gynecology disorders (museum)

d-General and Transferable Skills

By the end of this course the student (the learner) will be able to:

- d.1. Communicate ideas and arguments effectively.
- d.2. Work effectively within a team.
- d.3 Perform effective communication with the patient and the tutor.

3 – Contents

Topic	No. of hours	Percentage / total hrs	Lecture / clinical tutorial	Clinical round
Fertilization, Implantation and Early Development	1	0.309	1	
Placenta and placental function				
Amniotic Fluid Fetal Circulation	1	0.309	1	
Maternal Physiological Changes During Pregnancy	4	1.235		3
Diagnosis of Pregnancy			1	
Vomiting During Pregnancy	4	1.235	1	3
Fetopelvic Relationships	4	1.235	1	3
Normal and Abnormal Uterine Action	4	1.235	1	3
Contracted Pelvis and Cephalopelvic Disproportion	4	1.235	1	3
Trial Labor	4	1.235	1	3
Occipitoposterior position	2	0.617	1	1
Face Presentation Brow Presentation	2	0.617	1	1
Breech Presentation	4	1.235	2	2
Shoulder Presentation	2	0.617	1	1
Complex Presentation	1	0.309	1	
Cord Presentation				
Episiotomy	4	1.235		4
Multiple Pregnancy	4	1.235	1	3
Obstetric Analgesia and Anesthesia	1	0.309	1	
Urinary Tract Disorders with Pregnancy	1	0.309	1	
Prematurity and Preterm Labor	4	1.235	1	3
Post Maturity	4	1.235	1	3
IUGR	4	1.235	1	3
Intrauterine Fetal Death	1	0.309	1	
Polyhydramnios and Oligohydramnios	4	1.235	1	3
Macrosomia & Shoulder Dystocia	4	1.235	1	3
Rh Isoimmunisation	4	1.235	1	3
High risk pregnancy	1	0.309	1	
Antepartum Assessment of Fetal Well-being	4	1.235	1	3
Teratology	1	0.309	1	
Common Fetal Anomalies	4	1.235	1	3

Topic	No. of hours	Percentage / total hrs	Lecture / clinical tutorial	Clinical round
Soft Tissue Obstruction Obstructed Labor	4	1.235	1	3
Uterine Rupture	4	1.235	1	3
Genital Tract Injuries During Labor	4	1.235	1	3
Abnormal Third Stage	4	1.235	1	3
Postpartum Hemorrhage	4	1.235	1	3
Fetal Birth Injuries	4	1.235	1	3
Fetal Asphyxia	4	1.235	1	3
Puerperium and Postnatal Care	1	0.309	1	
Puerperal Pyrexia	4	1.235	1	3
Induction of Labor and Abortion	4	1.235	1	3
Ecbolics	1	0.309	1	
Maternal and Perinatal Mortality	1	0.309	1	
Antenatal Care	4	1.235	1	3
Female Pelvis and Fetal Skull	4	1.235		4
Normal labor	5	1.543	2	3
Abortion	4	1.235	1	3
Ectopic Pregnancy	4	1.235	1	3
Vesicular Mole	4	1.235	1	3
Placenta previa	4	1.235	1	3
Accidental Hemorrhage	4	1.235	1	3
Hypertensive Disorders in Pregnancy	5	1.543	2	3
Diabetes in pregnancy	4	1.235	1	3
Cardiovascular Disease	4	1.235	1	3
Anemias during pregnancy	4	1.235	1	3
Premature Rupture of Membranes	4	1.235	1	3
Instrumental Deliveries in Modern Obstetric Practice	4	1.235		4
Cesarean Section	4	1.235	1	3
Version in modern obstetrics	1	0.309		1
Ultrasound in Obstetrics	4	1.235		4
Anatomy of the Female Genital Tract	4	1.235	1	3
Embryology of The Female Genital Tract	4	1.235	1	3
Gynecological Endocrinology	4	1.235	2	2
Physiology of the Menstrual Cycle	4	1.235	1	3
Puberty	4	1.235	1	3
Menopause	4	1.235	1	3
Dysmenorrhea , Premenstrual Syndrome (PMS) Pelvic Pain	2	0.617	2	
Amenorrhea	4	1.235	2	2
Sexuality and Sexual Dysfunctions	4	1.235	1	3
Female Genital Cutting (Mutilation)	1	0.309	1	
Anovulation	4	1.235	1	3
Hyperprolactinemia	4	1.235	1	3
Defects of corpus luteum Lutenized unruptured follicle				
Virilization in Females & Hirsutism	4	1.235	2	2
Sexually Transmitted Diseases (STDs)	2	0.617	2	
Pelvic Inflammatory Disease (PID)	2	0.617	2	
Infections of the female genital tract	2	0.617	1	1
Female genital tuberculosis Bilharziasis of the female genital tract	1	0.309	1	
Chronic inversion of the uterus	4	1.235	1	3
Retroversion and Retroflexion (RVF)	4	1.235	1	3
Genito-urinary fistulae	4	1.235	1	3
Old Complete perineal tear Recto-vaginal fistula	4	1.235	2	2
Endometriosis - Adenomyosis	1	0.309	1	
Introduction to gynecological oncology. Preinvasive diseases of the lower female Genital Tract.	4	1.235	1	3
Physics & Biology of Radiotherapy	1	0.309	1	
Breast Evaluation for the Gynecologist	1	0.309	1	

Topic	No. of hours	Percentage / total hrs	Lecture / clinical tutorial	Clinical round
Abnormal Bleeding from the Genital Tract	1	0.309	1	
Dysfunctional Uterine Bleeding (DUB)	4	1.235	1	3
Infertility	5	1.543	2	3
Leukorrhea Pruritus Vulvae	4	1.235	1	3
Urogenital Prolapse	5	1.543	2	3
Female Urinary Incontinence	4	1.235	2	2
Uterine Fibroid	4	1.235	1	3
Cysts and Swellings Related to Vulva Chronic Vulval Dystrophies (Dermatoses)	4	1.235	1	3
Carcinoma of the Vulva	4	1.235	1	3
Invasive Vaginal Cancer	1	0.309	1	
Carcinoma of the Cervix	5	1.543	2	3
Endometrial Hyperplasia	1	0.309	1	
Carcinoma of the Body of the Uterus	4	1.235	1	3
Ovarian Tumors	5	1.543	3	2
Gestational Trophoblastic Disease (GTD)	4	1.235	1	3
Contraception	3	0.926	2	1
Total	324	100%	110	214

Topic	a.1.1	a.1.2	a.1.3	a.1.4	a.1.5	a.1.6	a.1.7	a.1.8	a.1.9	a.1.10	a.1.11	a.1.12	a.1.13	a.1.14	a.1.15	a.2.1	a.2.2	a.2.3	a.2.4	a.2.5	a.2.6	a.2.7	a.2.8	a.2.9	a.2.10	a.2.11	a.2.12	a.2.13	a.2.14	a.2.15	a.2.16	a.2.17	a.2.18
Fertilization, Implantation and Early Development	√																																
Placenta and placental function																																	
Amniotic Fluid	√																																
Fetal Circulation																																	
Maternal Physiological Changes During Pregnancy		√																															
Diagnosis of Pregnancy																																	
Vomiting During Pregnancy			√																														
Fetopelvic Relationships														√																			
Normal and Abnormal Uterine Action									√																								
Contracted Pelvis and Cephalopelvic Disproportion														√																			
Trial Labor								√																									
Malposition and malpresentation								√																									
Episiotomy													√																				
Multiple Pregnancy								√																									
Obstetric Analgesia and Anesthesia													√																				
Urinary Tract Disorders with Pregnancy					√																												
Prematurity and Preterm Labor			√					√																									
Post Maturity			√					√																									
IUGR	√					√																											
Intrauterine Fetal Death			√					√																									
Polyhydramnios and Oligohydramnios			√																														√
Macrosomia & Shoulder Dystocia					√				√				√																				
Rh Isoimmunisation			√							√																							
High risk pregnancy			√							√			√		√																		
Antepartum Assessment of Fetal Well-being						√	√																										
Teratology							√																										
Common Fetal Anomalies							√																										
Soft Tissue Obstruction								√	√				√																				
Obstructed Labor									√																								

Topic	a.1.1	a.1.2	a.1.3	a.1.4	a.1.5	a.1.6	a.1.7	a.1.8	a.1.9	a.1.10	a.1.11	a.1.12	a.1.13	a.1.14	a.1.15	a.2.1	a.2.2	a.2.3	a.2.4	a.2.5	a.2.6	a.2.7	a.2.8	a.2.9	a.2.10	a.2.11	a.2.12	a.2.13	a.2.14	a.2.15	a.2.16	a.2.17	a.2.18	
Uterine Rupture													√																					
Genital Tract Injuries During Labor										√																								
Abnormal Third Stage										√																								
Postpartum Hemorrhage										√																								
Fetal Birth Injuries											√																							
Fetal Asphyxia										√	√																							
Puerperium and Postnatal Care										√																								
Puerperal Pyrexia										√																								
Induction of Labor and Abortion													√																					
Ecbolics													√																					
Maternal and Perinatal Mortality												√																						
Antenatal Care		√																																
Female Pelvis and Fetal Skull								√	√					√																				
Normal labor								√	√																									
Bleeding in early pregnancy			√													√																		
Bleeding in late pregnancy			√	√											√																			
Hypertensive Disorders in Pregnancy				√	√	√									√																			
Diabetes & Cardiovascular Disease in pregnancy			√		√																													
Anemias during pregnancy					√																													
Premature Rupture of Membranes			√		√																													
Instrumental Deliveries in Modern Obstetric Practice													√																					
Cesarean Section													√																					
Version in modern obstetrics													√																					
Ultrasound in Obstetrics								√																										
Anatomy of the Female Genital Tract																√	√																	√
Embryology of The Female Genital Tract																√																		
Gynecological Endocrinology																√	√	√															√	
Physiology of the Menstrual Cycle																√																	√	
Puberty																√																	√	

Topic	a.1.1	a.1.2	a.1.3	a.1.4	a.1.5	a.1.6	a.1.7	a.1.8	a.1.9	a.1.10	a.1.11	a.1.12	a.1.13	a.1.14	a.1.15	a.2.1	a.2.2	a.2.3	a.2.4	a.2.5	a.2.6	a.2.7	a.2.8	a.2.9	a.2.10	a.2.11	a.2.12	a.2.13	a.2.14	a.2.15	a.2.16	a.2.17	a.2.18			
Menopause																√															√					
Dysmenorrhea																																				
Premenstrual Syndrome (PMS)																																√				
Pelvic Pain																																				
Amenorrhea																√	√	√													√		√			
Sexuality and Sexual Dysfunctions																						√														
Female Genital Cutting (Mutilation)																√																√			√	
Anovulation																																√				
Hyperprolactinemia																√								√												
Defects of corpus luteum																	√																			
Lutenized unruptured follicle																																				
Virilization in Females & Hirsutism																							√								√					
Infections of the female genital tract																			√	√	√														√	
Chronic inversion of the uterus																√											√									
Retroversion and Retroflexion (RVF)																						√													√	
Genito-urinary fistulae																										√										
Old Complete perineal tear																									√										√	
Recto-vaginal fistula																									√		√									
Endometriosis Adenomyosis																							√										√		√	
Introduction to gynecological oncology.																																				
Preinvasive dis. of the lower female Genital Tract.																									√											
Physics & Biology of Radiotherapy																									√											
Breast Evaluation for the Gynecologist																															√					
Abnormal Bleeding from the Genital Tract																			√				√						√						√	
Dysfunctional Uterine Bleeding (DUB)																							√						√							
Infertility																√	√	√						√								√	√	√		
Leukorrhoea																			√	√	√															
Pruritus Vulvae																																				
Urogenital Prolapse																																				√
Female Urinary Incontinence																											√		√							

Topic	a.1.1	a.1.2	a.1.3	a.1.4	a.1.5	a.1.6	a.1.7	a.1.8	a.1.9	a.1.10	a.1.11	a.1.12	a.1.13	a.1.14	a.1.15	a.2.1	a.2.2	a.2.3	a.2.4	a.2.5	a.2.6	a.2.7	a.2.8	a.2.9	a.2.10	a.2.11	a.2.12	a.2.13	a.2.14	a.2.15	a.2.16	a.2.17	a.2.18		
Uterine Fibroid																√		√							√	√								√	
Cysts and Swellings Related to Vulva																			√																
Chronic Vulval Dystrophies (Dermatoses)																		√																	
Cancer of the female genital tract																									√										
Contraception																												√				√			

Topic	b.1	b.2	b.3	b.4	b.5	b.6	b.7	c1	c2	c3	c4	c5	c6	c7	c8	c9	c10	c11	c12	d1	d2	d3	
Fertilization, Implantation and Early Development	√							√															
Placenta and placental function	√							√															
Amniotic Fluid	√							√															
Fetal Circulation	√							√															
Maternal Physiological Changes During Pregnancy	√	√					√			√	√												
Diagnosis of Pregnancy	√	√					√			√	√												
Vomiting During Pregnancy				√	√	√			√	√													
Fetopelvic Relationships									√	√													
Normal and Abnormal Uterine Action	√		√										√										
Contracted Pelvis and Cephalopelvic Disproportion	√		√										√							√			
Trial Labor							√						√				√			√		√	√
Malposition and malpresentation													√				√						√
Episiotomy	√	√					√																
Multiple Pregnancy							√				√						√						√
Obstetric Analgesia and Anesthesia	√																						√
Urinary Tract Disorders with Pregnancy				√	√			√															
Prematurity and Preterm Labor			√	√				√		√	√									√			
Post Maturity			√	√				√		√	√									√			
IUGR			√	√				√		√	√									√			
Intrauterine Fetal Death				√				√		√	√						√						√
Polyhydramnios and Oligohydramnios	√	√					√	√	√	√	√				√	√	√	√					√
Macrosomia & Shoulder Dystocia			√											√									
Rh Isoimmunisation	√			√			√																
High risk pregnancy	√		√				√																
Antepartum Assessment of Fetal Well-being	√			√			√																
Teratology	√						√														√		
Common Fetal Anomalies	√			√			√																
Soft Tissue Obstruction	√		√											√									

Topic	b.1	b.2	b.3	b.4	b.5	b.6	b.7	c1	c2	c3	c4	c5	c6	c7	c8	c9	c10	c11	c12	d1	d2	d3
Obstructed Labor	√	√					√						√									
Uterine Rupture			√								√		√									
Genital Tract Injuries During Labor				√									√						√			
Abnormal Third Stage			√															√				
Postpartum Hemorrhage			√															√				
Fetal Birth Injuries			√			√							√									
Fetal Asphyxia			√			√							√									
Puerperium and Postnatal Care			√				√						√									
Puerperal Pyrexia	√						√												√			
Induction of Labor and Abortion	√						√															
Ecbolics	√	√	√				√															
Maternal and Perinatal Mortality	√	√																				
Antenatal Care	√																					
Female Pelvis and Fetal Skull	√																			√		
Normal labor	√						√						√									
Bleeding in early pregnancy	√	√	√	√	√	√	√	√	√		√				√	√	√	√	√			
Bleeding in late pregnancy	√	√	√	√	√	√	√	√	√	√	√		√		√	√	√	√	√			
Hypertensive Disorders in Pregnancy	√	√	√	√	√	√	√	√	√	√	√		√		√	√	√	√				
Diabetes & Cardiovascular Disease in pregnancy	√	√			√					√	√		√		√							
Anemias during pregnancy	√		√		√					√	√				√							
Premature Rupture of Membranes	√		√	√							√											
Instrumental Deliveries in Modern Obstetric Practice	√						√						√						√			
Cesarean Section	√						√						√									
Version in modern obstetrics	√						√						√									
Ultrasound in Obstetrics	√																		√			
Anatomy of the Female Genital Tract	√	√					√															
Embryology of The Female Genital Tract	√	√					√															
Gynecological Endocrinology	√	√					√															
Physiology of the Menstrual Cycle	√	√																				
Puberty	√	√													√	√						√
Menopause	√	√													√	√						√
Dysmenorrhea	√	√													√							√
Premenstrual Syndrome (PMS)															√							√
Pelvic Pain															√							√
Amenorrhea	√	√	√	√		√	√	√	√							√	√					√
Sexuality and Sexual Dysfunctions															√	√						√

Topic	b.1	b.2	b.3	b.4	b.5	b.6	b.7	c1	c2	c3	c4	c5	c6	c7	c8	c9	c10	c11	c12	d1	d2	d3	
Female Genital Cutting (Mutilation)															√	√							√
Anovulation	√		√	√											√								
Hyperprolactinemia																							
Defects of corpus luteum	√		√				√																
Lutenized unruptured follicle																							
Virilization in Females & Hirsutism	√		√																				
Infections of the female genital tract	√	√					√					√			√			√					
Chronic inversion of the uterus	√		√					√															
Retroversion and Retroflexion (RVF)	√		√						√						√			√					
Genito-urinary fistulae	√						√	√	√						√			√					
Old Complete perineal tear	√						√	√	√						√			√					
Recto-vaginal fistula																							
Endometriosis	√							√	√														
Adenomyosis																							
Introduction to gynecological oncology.									√						√								
Preinvasive diseases of the lower female Genital Tract.										√													
Physics & Biology of Radiotherapy																							
Breast Evaluation for the Gynecologist										√													
Abnormal Bleeding from the Genital Tract	√	√	√	√	√	√	√		√														
Dysfunctional Uterine Bleeding (DUB)										√													
Infertility	√	√					√	√	√						√			√					
Leukorrhea															√			√					
Pruritus Vulvae															√								
Urogenital Prolapse	√		√				√								√								
Female Urinary Incontinence									√						√			√					
Uterine Fibroid	√	√					√	√	√							√	√		√				
Cysts and Swellings Related to Vulva																				√			
Chronic Vulval Dystrophies (Dermatoses)																				√			
Cancer of the female genital tract																				√			√
Contraception	√	√					√								√			√					√

4 – Teaching and Learning Methods

4.1. Lecturing, discussion, demonstration and case studies in a small group teaching.

4.2. Demonstration, learning by doing in the clinical rounds:

Clinical demonstrations, practicing skills and discussions.

4.3. Field visits:

Field visits to the operative theater, labor ward, ultrasonic examination and colposcopic examination.

4.4. Museum of Obstetrics and Gynecology.

For the observations of the pathological findings of obstetrics and gynecology in the subsequent schedule

4.5. Skill lab: to allow students doing examinations and procedures by their hands

4.6 Self learning:

In the clinical tutorial, the students are asked for preparation of certain subjects and to make opened discussion with the staff member.

In the clinical round the students are asked for preparation of PowerPoint presentation or essay on any favorable subject discussed before.

Teaching plan:

A. Lectures: in small group.

B. Clinical lectures: Adopting small group teaching

C. Clinical rounds

These are carried out as follows:

- Inpatient obstetric round: 3hours.
- Inpatient gynecologic round: 3hours.
- Outpatient obstetric round: 3hours.
- Outpatient gynecologic round: 3hours.
- Museum: 3hours.
- Skill lab: 3hours

Curriculum for Outpatient Gynecologic Clinic Teaching

Weeks	Title	Details
Week 1	History taking and examination	Day 1: introduction , History taking , (except present history) Day 2: present history in obstetrics & general examination Day 3: present history in gynecology & general examination Day 4: abdominal examination & obstetrics maneuvers Day 5: local gynecological examination and special tests
Week 2	Bleeding from genital tract	etiologic classification , pattern (menorrhagia – metrorrhagia and polymenorrhea), life periods (prepubertal, adolescent , child bearing period, premenopausal, perimenopausal, postmenopausal bleeding) . Local Gyn examination
Week 3	Pelvi-abdominal mass:	description, differentiation between abdominal and pelvi abdominal, and differentiation between uterine and extrauterine masses Abdominal examination Local Gyn examination
4 Week	Pelvic organ prolapse	deficient perineum and wide introitus, types of vaginal prolapse, degrees of uterine descent and associated urinary symptoms.
Week 5	Infertility factors	male factor (normal and abnormal seminogram) , ovarian factor (detection of ovulation : mid luteal progesterone), peritoneal factors (laparoscopy).
Week 6	Vaginitis Cervicitis	demonstration of discharge of candidiasis and trichomoniasis , bacterial vaginosis , vulvo- vaginitis of children and senile vaginitis , (clinical varieties , demonstration) and PID (definition, symptoms, signs , DD and treatment)
Week 7	Fibroid	risk factors - symptoms – signs – differential diagnosis – ultrasound (demonstration) . Genital malignancies
Week 8	Infertility factors	tubal factor (HSG and laparoscopy), uterine factor (HSG and hysteroscopy) and cervical factor (post coital test)
Week 9	Female 2ry sex characters.	1ry Amenorrhea: I- developed breast and present uterus II- developed breast and absent uterus III- absent breast and present uterus IV- absent breast and absent uterus. Investigations (buccal smear for karyotype, laparoscopy for gonadal type) hormones (FSH, LH, prolactin) hormone withdrawal test. 2ry Amenorrhea : common causes
Week 10	Missings + revision	
Week 11	Revision + self-assessment	D.D in gynecology
Week 12	Assessment	exam

Curriculum for Outpatient obstetrical Clinic teaching

Weeks	Title	Subjects
Week 1	History taking and examination	Day 1: introduction , History taking , (except present history) Day 2: present history in obstetrics & general examination Day 3: present history in gynecology & general examination Day 4: abdominal examination & obstetrics maneuvers Day 5: local gynecological examination and special tests
Week 2	Diagnosis of early pregnancy	symptoms suggestive of early pregnancy , signs of early pregnancy, Immunological pregnancy test (demonstration).
	Methods of estimation of duration of pregnancy	excepted date (Naegel's rule, fundal level, sonar (1st , 2nd , 3rd)
	Fetus in utero	Fetal lie , presentations, positions, engagement.
	Abdominal exam	inspection
Week 3	High risk pregnancy:	definition, risk factors from history examination and investigations. Warning (dangerous) symptoms and signs of high risk pregnancy.
	Abdominal exam	inspection + obstetrics grips (demonstration)
Week 4	Obstetric abdominal examination (Training)	fundal level, fundal grip , umbilical grip , pelvic grips .
Week 5	Ultrasonic examination demonstration	1 st trimester pregnancy (sac, embryo, CRL) 2 nd trimester pregnancy (fetus , placenta ,AF , BPD) 3 rd trimester pregnancy (AFI , FL)
Week 6	Antenatal care + obstetric examination	visits, procedure and routine investigation during pregnancy.
Week 7	Stages of normal labor(partogram)	physiology and management.
Week 8	Obstetric abdominal examination (Training):	fundal level, fundal grip , umbilical grip , pelvic grips .
Week 9	Approaching labor	symptoms and signs of onset of labor,
	Onset of labor + obstetric examination	symptoms and signs , false labor pain & true labor pain.
Week 10	Missings + revision	
Week 11	Revision + self-assessment	D.D in Obstetrics
Week 12	Assessment	exam

Curriculum for Inpatient Gynecological Teaching

Weeks	Title	Details
Week 1	History taking and examination	Day 1: introduction , History taking , (except present history) Day 2: present history in obstetrics & general examination Day 3: present history in gynecology & general examination Day 4: abdominal examination & obstetrics maneuvers Day 5: local gynecological examination and special tests
Week 2	Bleeding from genital tract :	prepubertal bleeding, adolescent bleeding , child bearing bleeding , premenopausal bleeding, perimenopausal bleeding, postmenopausal bleeding) . investigations : sonar, endometrial aspiration and biopsy , CBC, others .
Week 3	Fibroid :	sheet, symptoms, signs, examination, DD, investigation (sonar , demonstration), Causes of symmetrically enlarged uterus. DD
Week 4	Pelvic organ prolapse :	types of vaginal prolapse , degrees of uterine prolapse, Lower urinary symptoms, operations of genital prolapse.
Week 5	Infertility :	types, Infertility factors : male factor (normal and abnormal seminogram) , ovarian factor (mid luteal progesterone , sonar),peritoneal factors (laparoscopy).Tubal factor (HSG and laparoscopy), uterine factor (HSG and hysteroscopy) and cervical factor (post coital test)
Week 6	Ovarian tumors:	characters of ovarian malignancy, staging (clinical , imaging and at laparotomy) .
Week 7	Other genital malignancies	difference between abdominal and pelvi-abdominal and difference between uterine and extra uterine.
Week 8	Infertility PCOs:	Def, symptoms, signs , sonar : lab, invest., treatment
Week 9	Female 2ry sex characters.	1ry Amenorrhea: definition , I- developed breast and present uterus II-developed breast and absent uterus III- absent breast and present uterus IV-absent breast and absent uterus. Investigations: hormone withdrawal test , buccal smear for karyotype, laparoscopy for gonadal type, hormones (FSH, LH, prolactin) , 2ry Amenorrhea : common causes
Week 10	Missings + revision	
Week 11	Revision + self-assessment	D.D in gynecology
Week 12	Assessment	exam

Curriculum for Inpatient Obstetric Teaching

Weeks	Title	Details
Week 1	History taking and examination	Day 1: introduction , History taking , (except present history) Day 2: present history in obstetrics & general examination Day 3: present history in gynecology & general examination Day 4: abdominal examination & obstetrics maneuvers Day 5: local gynecological examination and special tests
Week 2	Antepartum hge Placenta previa :	types , symptoms signs ,sonar , treatment . Differences between Placenta previa and placental abruption (accidental hge).
Week 3	Preeclampsia :	predisposing factors (high risk factors), symptoms of severe preeclampsia , signs , degree ,DD, special investigations , treatment .
Week 4	Diabetes mellitus with pregnancy	: effects of diabetes on fetus and newly born, effects of pregnancy on diabetes , antenatal care , intra-natal care (timing and methods of delivery) , immediate post natal care (maternal and neonatal care: incubator)
Week 5	Heart disease with pregnancy:	functional grades heart disease, effects of pregnancy on heart disease, effects of heart disease on pregnancy, Antenatal care, intra-partum care, postpartum care .
Week 6	Anemia with pregnancy	, common types of anemia with pregnancy, effects of Anemia on pregnancy. Treatment of iron deficiency anemia.
Week 7	Previous CS:	indications of CS , advantages and disadvantages of LSCS incision.
Week 8	Habitual abortion : IUGR : Antenatal death :	causes and investigations criteria causes and special investigations.
Week 9	PROM : Preterm labor :	diagnosis , effects on pregnancy (maternal, fetal, newly born) diagnosis , effects on fetus and newly born.)
Week 10	Missings + revision	
Week 11	Revision + self- assessment	D.D in Obstetrics
Week 12	Assessment	exam

Jars, skill lab., Instruments and Operations.

الوقت : 10.15 - 12.15 ظ من السبت الى الأربعاء
المكان : متحف النساء

Week	Subject	Notes
Weeks 1	History Taking	
Weeks 2	1- Pelvic Examination (skill lab) 2- Pap smear (skill lab)	الجارات المطلوب شرحها GYN 1-1 AND GYN 2-1 to GYN 2-3
Weeks 3	1- Female pelvis 2- Fetal skull 3- Fetomaternal relationships	
Weeks 4	1- Management of Second stage (skill lab) 2- Management of third stage (skill lab)	Instruments used in obstetrics
Weeks 5	Uterine fibroid	الجارات المطلوب شرحها GYN 4-1 to GYN 4-26
Weeks 6	1- Episiotomy(skill lab) 2- Partogram (skill lab)	الجارات المطلوب شرحها OBS 1-1 to OBS 1-5 AND OBS 2 to OBS 6 AND OBS 7-1 to OBS 7-2 AND OBS 8
Weeks 7	1- Endometrial hyperplasia 2- Endometrial cancer	الجارات المطلوب شرحها GYN 3-1 to GYN 3-4 AND GYN 5-1 to GYN 5-6
Weeks 8	1- IUD insertion (skill lab) 2- HSG	Instruments used in gynecology
Weeks 9	Cancer cervix	الجارات المطلوب شرحها GYN 6-1 to GYN 6-6
Weeks 10	Ovarian Cancer	الجارات المطلوب شرحها GYN 8-1 to GYN 8-13
Week 11	1- Instrumental delivery 2- Version 3- Cancer vulva 4- Cancer vagina	يبدأ من الساعة 9 ص لكل مجموعة على حدة في يوم المتحف الخاص بها الجارات المطلوب شرحها GYN 7-1 to GYN 7-2 AND GYN 9-1 to GYN 9-4
Week 12	Exam	

5 – Student Assessment Methods**Methods of assessment**

- 5.1 - MCQ exam
- 5.2 - Written exam
- 5.3 – Objective structured clinical exam (OSCE)
- 5.4 – Structured oral exam
- 5.5- Objective structured clinical and practical exam (OSPE)
- 5.6 – Self learning (PPT or short essay)
- 5.7 – Log book activities
- 5.8– Skill Lab

	MCQ	Written	OSCE	OSPE	Structured oral exam	Self learning	Log book activities	Skill Lab
a.1.1	√	√						
a.1.2	√	√			√	√		
a.1.3	√	√	√		√	√	√	
a.1.4	√	√	√	√	√	√	√	
a.1.5	√	√	√	√	√	√	√	
a.1.6	√	√	√	√	√	√	√	
a.1.7	√	√	√		√	√		
a.1.8	√	√				√	√	√
a.1.9	√	√						√
a.1.10	√	√			√	√	√	√
a.1.11	√	√						
a.1.12	√	√			√	√		
a.1.13	√	√						
a.1.14	√		√		√			
a.1.15	√	√			√			
a.2.1	√	√						
a.2.2	√	√		√	√		√	
a.2.3	√	√	√	√	√		√	
a.2.4	√	√		√	√			
a.2.5	√	√		√	√		√	
a.2.6	√	√						
a.2.7	√	√	√	√	√	√	√	
a.2.8	√	√	√	√	√	√	√	
a.2.9	√	√	√	√	√	√	√	
a.2.10	√	√			√			
a.2.11	√	√			√			
a.2.12	√	√			√			

	MCQ	Written	OSCE	OSPE	Structured oral exam	Self learning	Log book activities	Skill Lab
a.2.13	√	√						
a.2.14	√	√						
a.2.15	√	√		√	√	√		
a.2.16	√	√			√	√	√	
a.2.17	√	√		√	√		√	
a.2.18	√	√			√			
b.1	√	√		√	√		√	
b.2		√		√	√		√	
b.3		√		√	√		√	√
b.4				√	√		√	
b.5		√		√	√		√	
b.6	√	√		√	√		√	
b.7		√			√			
b.8					√			
c1			√	√			√	
c2			√	√			√	
c3			√	√			√	√
c4			√				√	
c5			√				√	
c6			√	√			√	√
c7			√	√			√	√
c8			√					√
c9			√				√	
c10			√				√	
c11			√					
c12			√					√
d1						√	√	
d2						√	√	
d3				√		√	√	

Assessment Schedule

Assessment 1	Post round exam (mid term exam) (OSCE)	End of clinical round
Assessment 2	Structured exam (practical and clinical) (final term exam)	End of the year
Assessment 3	Written exam (final exam)	End of the year
Assessment 4	MCQ(final exam)	End of the year
Assessment 5	Structured oral exam (final exam)	End of the year
Assessment 6	logbook	End of clinical round
Assessment 7	Self-activity	End of clinical round

Weighting of Assessments

OSCE (Term Examination)	16%	80		
Structured Oral Examination	10%	50		
Structured exam (OSPE &OSCE) (final term)	15%	75		
skill lab	5%	25		
Final written exam	30%	150		
Final MCQ exam	20%	100		
Other types of assessment	4%	20	2% 10 logbook	2% 10 self activity
Total	100%	500		

6 – List of References**6.1. Department book:**

- A department book is available (Lotfy S. Sherif, Editor) which includes the following parts:
 - Obstetrics book,
 - Gynecology book,
 - Clinical book,
 - M.C.Q. book.
- Another version of this book is being prepared by the faculty members and lead by the head of the department.

6.3. Recommended books:

- Wiliam's Obstetrics.
- High risk pregnancy.
- Munro Kerr's operative Obstetrics.
- Novak's Gynecology.

7 – Facilities Required for Teaching and Learning**7.1 Facilities used for teaching include:**

7.1.1 Lecture halls: these are four halls at **Mansoura University Hospitals**; Depts. 9, 10, 15 and High Risk Pregnancy Unit. Each hall is equipped with white board, overhead projector, computer, laser pointers and remote slide advancer. These are air conditioned.

7.1.2. Outpatient clinic halls: these are two halls. Each hall is equipped with white board, overhead projector, computer, laser pointers and remote slide advancer.

7.1.3. Inpatient facilities: The local intranet is equipped with patient information system and contains all the relevant information of the patients.

7.1.4. Obstetrics and Gynecology museum: that contains relevant jars for the different pathology specimens with a comprehensive description for each.

7.1.5 Skill lab

7.1.6 Ultrasonic machines

7.1.6 The Web site of the department:(<http://medfac.mans.edu.eg/department-ar/clinical->

dept-ar/2013-01-01-09-31-47)

7.2. Clinical facilities:

- Four inpatient departments at Mansoura University Hospitals (MUH): two for gynecologic cases, one for high risk pregnancy and the last for both gynecologic and obstetric cases.
- One emergency unit at MUH.
- Fertility Care Unit at MUH.
- Ten rooms for outpatient service.
- Outpatient ultrasound machine and a colposcope.
- Four theatres for surgery: one in the main building that includes laparoscopy, another for emergency surgeries, one in Fertility Care Unit and the last in emergency unit.
- Emergency urological service is available through the emergency hospital.

Course Coordinator : Rafik Ibrahim Ibrahim Barakat, MD
Coordinator of quality assurance unit in the department

Head of Department : Prof. Nasser Ellakany

قسم التوليد وامراض النساء

كلية الطب – جامعة المنصورة

Blueprint

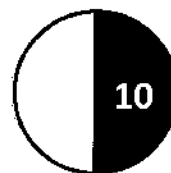
مقدمة :

- اجمالي درجة مادة النساء والتوليد = ٥٠٠ درجة
- امتحان اخر العام النظرى = ١٥٠ درجة
- امتحان اخر العام MCQ = ١٠٠ درجة
- اجمالي الدرجات النظرية = ٢٥٠ درجة
- اجمالي عدد الساعات النظرية = ١١٠ ساعة
- الوزن النسبى للساعة التدريسية = $١١٠ / ٢٥٠ = ٣$ درجات

Topic	No. of teaching hours (lectures)	Weight	Total Marks	Written	MCQ
Fertilization, Implantation and Early Development	1	0.91%	2	1	1
Placenta and placental function	1	0.91%	2	1	1
Amniotic Fluid - Fetal Circulation	1	0.91%	2	1	1
Maternal Physiological Changes During Pregnancy	1	0.91%	2	1	1
Diagnosis of Pregnancy	1	0.91%	2	1	1
Vomiting During Pregnancy	1	0.91%	2	1	1
Fetopelvic Relationships	1	0.91%	2	1	1
Normal and Abnormal Uterine Action	1	0.91%	2	1	1
Contracted Pelvis and Cephalopelvic Disproportion	1	0.91%	2	1	1
Trial Labor	1	0.91%	2	1	1
Occipitoposterior position	1	0.91%	2	1	1
Face Presentation - Brow Presentation	1	0.91%	2	1	1
Breech Presentation	2	1.82%	6	5	1
Shoulder Presentation	1	0.91%	2	1	1
Complex Presentation	1	0.91%	2	1	1
Cord Presentation	-		0		
Episiotomy	1	0.91%	2	1	1
Multiple Pregnancy	1	0.91%	2	1	1
Obstetric Analgesia and Anesthesia	1	0.91%	2	1	1
Urinary Tract Disorders with Pregnancy	1	0.91%	2	1	1
Prematurity and Preterm Labor	1	0.91%	2	1	1
Post Maturity	1	0.91%	2	1	1
IUGR	1	0.91%	2	1	1
Intrauterine Fetal Death	1	0.91%	2	1	1
Polyhydramnios and Oligohydramnios	1	0.91%	2	1	1
Macrosomia & Shoulder Dystocia	1	0.91%	2	1	1
Rh Isoimmunisation	1	0.91%	2	1	1
High risk pregnancy	1	0.91%	2	1	1
Antepartum Assessment of Fetal Well-being	1	0.91%	2	1	1
Teratology	1	0.91%	2	1	1
Common Fetal Anomalies	1	0.91%	2	1	1
Soft Tissue Obstruction - Obstructed Labor	1	0.91%	2	1	1
Uterine Rupture	1	0.91%	2	1	1
Genital Tract Injuries During Labor	1	0.91%	2	1	1
Abnormal Third Stage	1	0.91%	2	1	1
Postpartum Hemorrhage	1	0.91%	2	1	1
Fetal Birth Injuries	1	0.91%	2	1	1
Fetal Asphyxia	1	0.91%	2	1	1
Puerperium and Postnatal Care	1	0.91%	2	1	1
Puerperal Pyrexia	1	0.91%	2	1	1
Induction of Labor and Abortion	1	0.91%	2	1	1
Ecbolics	1	0.91%	2	1	1
Maternal and Perinatal Mortality	1	0.91%	2	1	1
Antenatal Care	1	0.91%	2	1	1
Female Pelvis and Fetal Skull	-		0		
Normal labor	2	1.82%	6	5	1
Abortion	1	0.91%	2	1	1
Ectopic Pregnancy	1	0.91%	2	1	1
Vesicular Mole	1	0.91%	2	1	1
Placenta previa	1	0.91%	2	1	1

Accidental Hemorrhage	1	0.91%	2	1	1
Hypertensive Disorders in Pregnancy	2	1.82%	6	4	2
Diabetes in pregnancy	1	0.91%	2	1	1
Cardiovascular Disease	1	0.91%	2	1	1
Anemias during pregnancy	1	0.91%	2	1	1
Premature Rupture of Membranes	1	0.91%	2	1	1
Instrumental Deliveries in Modern Obstetric Practice	-		0		
Cesarean Section	1	0.91%	2	1	1
Version in modern obstetrics	-		0		
Ultrasound in Obstetrics	-		0		
Anatomy of the Female Genital Tract	1	0.91%	2	1	1
Embryology of The Female Genital Tract	1	0.91%	2	1	1
Gynecological Endocrinology	2	1.82%	5	4	1
Physiology of the Menstrual Cycle	1	0.91%	2	1	1
Puberty	1	0.91%	2	1	1
Menopause	1	0.91%	2	1	1
Dysmenorrhea , Premenstrual Syndrome (PMS)	2	1.82%	6	5	1
Pelvic Pain					
Amenorrhea	2	1.82%	6	4	2
Sexuality and Sexual Dysfunctions	1	0.91%	2	1	1
Female Genital Cutting (Mutilation)	1	0.91%	2	1	1
Anovulation	1	0.91%	2	1	1
Hyperprolactinemia	1				
Defects of corpus luteum			2	1	1
Luteinized unruptured follicle		0.91%			
Virilization in Females & Hirsutism	2	1.82%	6	4	2
Sexually Transmitted Diseases (STDs)	2	1.82%	6	5	1
Pelvic Inflammatory Disease (PID)	2	1.82%	6	5	1
Infections of the female genital tract	1	0.91%	2	1	1
Female genital tuberculosis	1				
Bilharziasis of the female genital tract		0.91%	2	1	1
Chronic inversion of the uterus	1	0.91%	2	1	1
Retroversion and Retroflexion (RVF)	1	0.91%	2	1	1
Genito-urinary fistulae	1	0.91%	2	1	1
Old Complete perineal tear	2				
Recto-vaginal fistula		1.82%	6	4	2
Endometriosis - Adenomyosis	1	0.91%	2	1	1
Introduction to gynecological oncology.	1				
Preinvasive diseases of the lower female Genital Tract.		0.91%	2	1	1
Physics & Biology of Radiotherapy	1	0.91%	2	1	1
Breast Evaluation for the Gynecologist	1	0.91%	2	1	1
Abnormal Bleeding from the Genital Tract	1	0.91%	2	1	1
Dysfunctional Uterine Bleeding (DUB)	1	0.91%	2	1	1
Infertility	2	1.82%	5	3	2
Leukorrhea	1				
Pruritus Vulvae		0.91%	2	1	1
Urogenital Prolapse	2	1.82%	6	5	1
Female Urinary Incontinence	2	1.82%	6	5	1
Uterine Fibroid	1	0.91%	2	1	1
Cysts and Swellings Related to Vulva	1				
Chronic Vulval Dystrophies (Dermatoses)		0.91%	2	1	1
Carcinoma of the Vulva	1	0.91%	2	1	1
Invasive Vaginal Cancer	1	0.91%	2	1	1
Carcinoma of the Cervix	2	1.82%	6	5	1
Endometrial Hyperplasia	1	0.91%	2	1	1

Carcinoma of the Body of the Uterus	1	0.91%	2	1	1
Ovarian Tumors	3	2.73%	8	6	2
Gestational Trophoblastic Disease (GTD)	1	0.91%	2	1	1
Contraception	2	1.82%	6	4	2
Total	110	100%	250	150	100



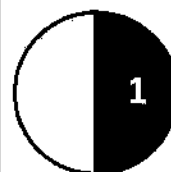
Question:

Total marks:

A 3rd gravida, 2nd para, pregnant 32 wks, presenting by mild attack of vaginal bleeding. On examination, the patient is hemodynamically stable, uterus lax, baby is cephalic, its back on the right side near midline, and FHS is 142 beats/min. & regular.

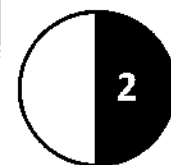
A- What is the provisional diagnosis?

-
-



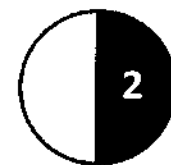
B- Explain your diagnosis

-
-
-



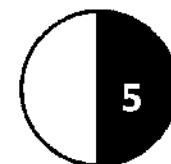
C- Suggest 2 subsequent steps for definite diagnosis.

1.
2.



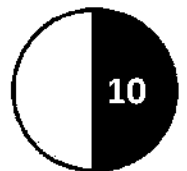
D- Put the proper treatment plan for this case?

-
-
-
-
-



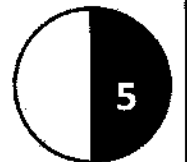
Question:

Total marks:



A- Tabulate the 5 differences between partial and complete vesicular mole.

	partial vesicular mole	complete vesicular mole.
Incidence		
Presence of fetal parts		
USS		
Chromosomal patterns		
Line of treatment		



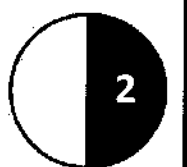
B- What is treatment of choice for complete vesicular mole?

.....

.....

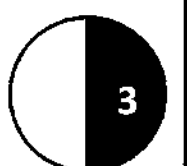
.....

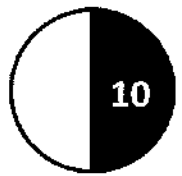
.....



C- Mention 3 methods of follow up measurers after its initial treatment.

1.
2.
3.

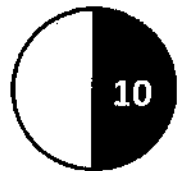




Question:

Total marks:

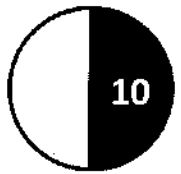
<p>A- Define the four stages of normal labor?</p> <p>1.</p> <p>2.</p> <p>3.</p> <p>4.</p>	
<p>B- Mention 6 essential steps to conduct the second stage of normal labor.</p> <p>1.</p> <p>2.</p> <p>3.</p> <p>4.</p> <p>5.</p> <p>6.</p>	



Question:

Total marks:

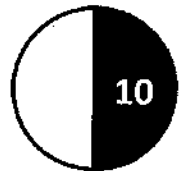
<p>A- Identify four prerequisites for vacuum extraction & explain why for each</p> <p>1.</p> <p>2.</p> <p>3.</p> <p>4.</p>	
<p>B- Mention 3 indications for the use of vacuum extraction.</p> <p>1.</p> <p>2.</p> <p>3.</p>	
<p>C- Mention 3 complication (fetal or maternal) for the use of vacuum extraction</p> <p>1.</p> <p>2.</p> <p>3.</p>	



Question:

Total marks:

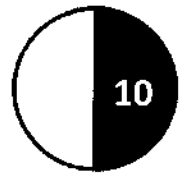
<p>A- List the items of Apgar scoring and define each</p> <ol style="list-style-type: none"> 1. 2. 3. 4. 5. 	
<p>B- Mention 5 measures for the management neonatal asphyxia.</p> <ol style="list-style-type: none"> 1. 2. 3. 4. 5. 	



Question :

Total marks:

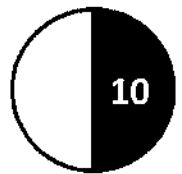
<p>A- What is the microbial etiology of PID, mention 4 types</p> <p>1.</p> <p>2.</p> <p>3.</p> <p>4.</p>	
<p>B- Mention 3 methods of the diagnosis of PID.</p> <p>1.</p> <p>2.</p> <p>3.</p>	
<p>C- Mention in details 5 lines for the treatment of PID</p> <p>1.</p> <p>2.</p> <p>3.</p> <p>4.</p> <p>5.</p>	



Question:

Total marks:

<p>A- List 6 of the WHO medical eligibility criteria for copper bearing IUDs</p> <p>1.</p> <p>2.</p> <p>3.</p> <p>4.</p> <p>5.</p> <p>6.</p>	
<p>B- Mention 2 absolute contraindications of the use of IUDs</p> <p>1.</p> <p>2.</p>	
<p>C- Recommend 3 suitable contraceptive methods for a lactating lady & explain why it is suitable?</p> <p>1.</p> <p>2.</p> <p>3.</p>	



Question:

Total marks:

<p>A- Describe the naked eye pathology of adenomyosis.</p> <p>.....</p> <p>.....</p>	
<p>B- Describe the microscopic appearance of adenomyosis</p> <p>.....</p> <p>.....</p>	
<p>C- Mention (5) clinical presentation of adenomyosis .</p> <p>1.</p> <p>2.</p> <p>3.</p> <p>4.</p> <p>5.</p>	